





Doo B. Doos™
Light-Up Musical Bus
Autobus musical lumineux

2+

(EN): 3 characters bob up and down or twist and turn in driver's seat when bus zooms around.
(FR): Les 3 figurines montent et descendent et tournent dans le siège conducteur lorsque l'autobus se promène.
(DE): 3 Figuren hüpfen hoch und runter oder drehen sich im Fahrersitz, während der Bus herumtaucht.
(ES): 3 personajes se mueven arriba y abajo o dan vueltas y giran en el asiento del conductor cuando el autobús se acerca.
(IT): 3 personaggi si muovono su e giù o ruotano e girano il sedile del conducente quando l'autobus si avvicina.



(EN): Plastic screws are not toys and are a definite no-no for children. Dispose of properly.
(FR): Les vis en plastique ne sont pas des jouets et ne doivent pas se retrouver entre les mains des enfants. Jetez-les de la façon appropriée.
(DE): Plastischrauben sind kein Spielzeug und gehören nicht in Kinderhände. Sie müssen angemessen entsorgt werden.
(ES): Los tornillos de plástico no son juguetes y son prohibidos para los niños. Deshacerse de ellos correctamente.
(IT): Le viti di plastica non sono giocattoli e sono un pericolo per i bambini. Smaltiscile correttamente.

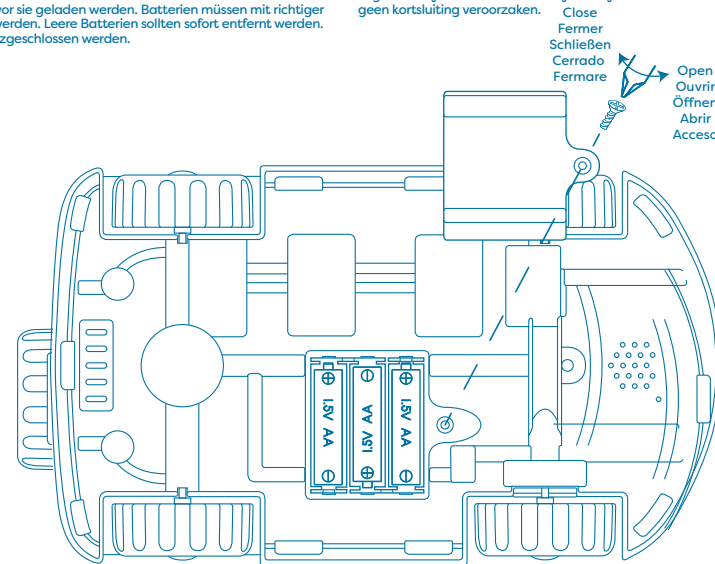


(EN): It's a shape sorter too! Match shapes to activate funky tunes and a light show.
(FR): C'est aussi un trieur de formes! Fais correspondre les formes pour entendre des mélodies entraînantes et pour voir un spectacle lumineux.
(DE): Der Bus ist auch ein Steckspielzeug. Finde die passenden Formen, um witzige Melodien und eine Lichtshow zu aktivieren.
(ES): ¡También es un juego de encastrar! Hacer coincidir las formas en el juguete para activar melodías funky y un espectáculo de luz.
(IT): È anche un gioco ad incastro! Incastra le forme nel gioco per attivare le melodie funky e uno spettacolo di luce.

(EN): Place any character in driver's seat to hear bus's engine rumble!
(FR): Place n'importe quelle figurine dans le siège conducteur pour entendre les grondements du moteur!
(DE): Wenn Du eine Figur in den Fahrersitz setzt, kannst Du den Busmotor dröhnen hören!
(ES): ¡Coloca cualquier personaje en el asiento del conductor para escuchar el ruido del motor del autobús!
(IT): Posiziona qualsiasi personaggio nel sedile del conducente per sentire il rombo del motore del bus!

(EN) REPLACING BATTERIES: Requires 3 x AA (1.5V) batteries. Not included. Batteries should only be replaced by an adult. Do not mix old and new batteries. Do not mix alkaline, standard or rechargeable batteries. Do not re-charge non-rechargeable batteries. Rechargeable batteries are only to be charged under adult supervision. Rechargeable batteries are to be removed from the product before being charged. Ensure batteries are inserted with the correct polarity. Exhausted batteries should always be removed. The terminals should not be short circuited.
(FR) REMPLACEMENT DE PILES: Fonctionne avec 3 piles AA (1.5V). Piles requises non incluses. Les piles ne doivent être remplacées que par un adulte. Ne pas mélanger piles usagées et piles neuves. Ne pas mélanger les piles de type alcalin, les piles standard et les piles rechargeables. Ne pas recharger les piles non rechargeables. Recharger les piles rechargeables seulement en présence d'un adulte qui surveille. Enlever les piles rechargeables du produit avant de les recharger. S'assurer que les piles sont mises en place en respectant la polarité. Toujours enlever les piles usées. Ne pas court-circuiter les bornes.
(DE) BATTERIEN AUSWECHSELN: Benötigt 3 x AA (1.5V). Batterien nicht enthalten. Batterien sollten nur von Erwachsenen ersetzt werden. Alte und neue Batterien nicht vermischen. Alkalische, normale und aufladbare Batterien nicht vermischen. Nicht aufladbare Batterien nicht wiederaufladen. Wiederaufladbare Batterien nur unter Aufsicht eines Erwachsenen laden. Wiederaufladbare Batterien müssen aus dem Produkt entfernt werden, bevor sie geladen werden. Batterien müssen mit richtiger Polarität eingelegt werden. Leere Batterien sollten sofort entfernt werden. Pole sollten nicht kurzgeschlossen werden.

(ES) CAMBIO DE PILAS: Funciona con 3 pilas AA (1.5V). Pilas requeridas - no incluidas. Las pilas han de ser reemplazadas por un adulto. No mezclar las pilas nuevas con las pilas usadas. No mezclar pilas alcalinas con pilas estándar o con pilas recargables. No recargue pilas no recargables. Las pilas recargables sólo deberán ser recargadas bajo la supervisión de un adulto. Las pilas recargables deben extraerse del artículo antes de ser recargadas. Asegurarse de que las pilas están insertadas con la polaridad correcta. Siempre retirar las pilas gastadas. No cortocircuitar los terminales.
(IT) SOSTITUZIONE BATTERIE: Richiede 3 pile AA (1.5V). Batterie non incluse. Le pile dovrebbero essere sostituite solamente da un adulto. Non mescolare le vecchie pile con le nuove. Non mescolare pile alcaline, standard o ricaricabili. Non ri-ricaricare pile non-ricaricabili. Le pile ricaricabili devono essere ricaricate solamente sotto sorveglianza adulta. Le pile ricaricabili saranno rimosse dal prodotto prima di essere ricaricate. Assicurati che le pile siano inserite con la giusta polarità. Le pile scariche dovrebbero essere sempre rimosse. I terminali non dovrebbero essere messi in corte circuito.
(NL) BATTERIJ VERVANGING: Gebruik 3 x AA (1.5V) batterijen niet inbegrepen. Batterijen mogen alleen door een volwassene aangebracht worden. Oude en nieuwe batterijen niet door elkaar gebruiken. Gebruik geen alkaline, normale of oplaadbare batterijen door elkaar. Batterijen die niet oplaadbaar zijn niet opladen! Oplaadbare batterijen mogen alleen onder toezicht van een volwassene worden opgeladen. Oplaadbare batterijen eerst uit het product halen voordat deze opnieuw worden opgeladen. Batterijen dienen met de goede polariteit (+ / -) aangebracht te worden. Leg de batterijen dienen onmiddellijk verwijderd te worden. De polen (b.v. + / -) mogen geen kortsluiting veroorzaken.



(EN): Please remove all packaging materials before giving to children.
(FR): Veuillez retirer tous l'emballage avant de donner le produit à des enfants.
(DE): Vor Übergabe an Kinder bitte sämtliches Verpackungsmaterial entfernen.
(ES): Por favor quita todos los materiales del embalaje antes de darlo a los niños.
(IT): Per favore rimuovi tutti i materiali dell'imballaggio prima di darlo ai bambini.
(NL): Verwijder de verpakking voordat het product aan een kind wordt gegeven.

ATTENTION: Caution: changes or modifications not expressly approved by the party responsible for compliance could void the user's authority to operate the equipment. NOTE: This equipment has been tested and found to comply with the limits for a Class B digital device, pursuant to Part 15 of the FCC Rules. These limits are designed to provide reasonable protection against harmful interference in a residential installation. This equipment generates, uses and can radiate radio frequency energy and, if not installed and used in accordance with the instructions, may cause harmful interference to radio communications. However, there is no guarantee that interference will not occur in a particular installation. If this equipment does cause harmful interference to radio or television reception, which can be determined by turning the equipment off and on, the user is encouraged to try to correct the interference by one or more of the following measures: • Reorient or relocate the receiving antenna. • Increase the separation between the equipment and receiver. • Connect the equipment into an outlet on a circuit different from that to which the receiver is connected. • Consult the dealer or an experienced radio/TV technician for help.

Caution: changes or modifications not expressly approved by the party responsible for compliance could void the user's authority to operate the equipment. NOTE: This equipment has been tested and found to comply with the limits for a Class B digital device, pursuant to Part 15 of the FCC Rules. These limits are designed to provide reasonable protection against harmful interference in a residential installation. This equipment generates, uses and can radiate radio frequency energy and, if not installed and used in accordance with the instructions, may cause harmful interference to radio communications. However, there is no guarantee that interference will not occur in a particular installation. If this equipment does cause harmful interference to radio or television reception, which can be determined by turning the equipment off and on, the user is encouraged to try to correct the interference by one or more of the following measures: • Reorient or relocate the receiving antenna. • Increase the separation between the equipment and receiver. • Connect the equipment into an outlet on a circuit different from that to which the receiver is connected. • Consult the dealer or an experienced radio/TV technician for help.



© 2019 Maison Battat Inc.
Land of B. & Doo B. Doos and Just B. Just You. B. You are trademarks of / sont des marques de commerce de Maison Battat Inc.
Manufactured for / Fabriqué pour
Maison Battat Inc.,
8440 Darnley Road,
Montreal, P.Q. H4T 1M4
Designed by / Conçu par
Maison Battat Inc.

Visit us at / Visitez-nous au
www.mytoys.com



BX1746Z

CAN ICES-3 (B)/NMB-3(B)