

- Print in PMS4695 U ■ (SOY-BASED INKS)
- Print on 128 g 100% Recycled Woodfree Paper

# B.

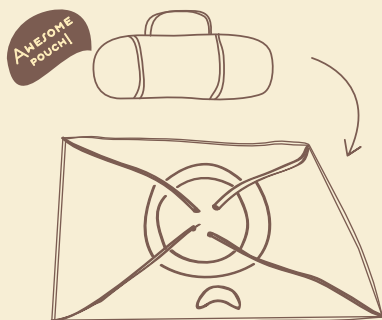
The Great  
OutS'mores Tent™

18 MONTHS + UP

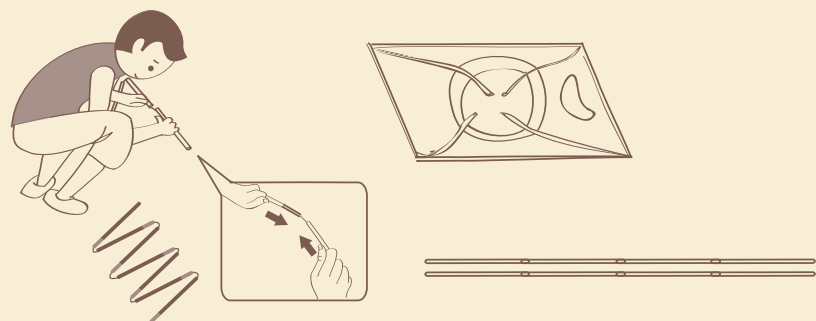
## LIST OF PIECES




STEP 1 Unfold the tent.




STEP 2 Assemble poles.



STEP 3 Insert pole (A) through the pole sleeves to elevate the walls.



STEP 4 Connect the poles to the base of each corner.



STEP 5 VOILA!



- Cleaning instructions: Wipes clean with a damp cloth. Surface clean only.
- Do not twist or force the frame when folding up the tent.
- The product is not fire proof. Never play near a live fire or allow it to have direct contact to any heat source.
- The tent is not waterproof.
- For prolonged storage, protect this product with a dust cover and keep it in a dry shelter.

**!** CAUTION: Adult assembly required.  
Keep plastic bags out of children's reach during and after assembly

© 2017 Maison Joseph Battat Ltd.  
B. and The Great OutS'mores Tent and Just B. Just You. B. You are trademarks of Maison Joseph Battat Ltd.

Manufactured for Maison Joseph Battat Ltd.  
8440 Darnley Road, Montreal, P.Q. H4T 1M4  
Designed by Maison Joseph Battat Ltd.  
Consumer Information Line: 1-866-665-5524



100% RECYCLED  
WOOD-FREE PAPER.  
PRINTED WITH  
SOY-BASED INKS

BX1601-BX1602