

- Print in PMS4695 U ■ (SOY-BASED INKS)
- Print MONOTONE High Resolution picture as PMS4695 U
- Print on 128 g 100% Recycled Woodfree Paper
- Don't print dieline & PMS7500 U

BX1590

B.

Woo-Hue Parachute™

3 YEARS +

Try these games:

There's almost no end to the fun you can have with a parachute! These games are a great way to play with friends, learn new things and get a bit of physical activity, too! Here are just a few games to get you started. Try them, and then come up with your own!



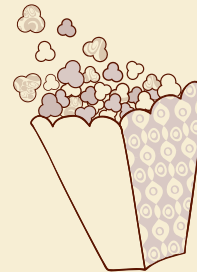
MAKING WAVES

Stand around the edge of the parachute holding the handles at waist level. Flap your arms to create waves across the parachute. Players can take turns shouting out different sizes of waves — big, medium, small, or even teeny-teeny-tiny and ginormous, or whispery quiet and shouty loud! Try taking turns telling a story about a boat on the ocean that goes through all different kinds of weather and create those waves with the parachute as the story unfolds.



MUSHROOM

Holding on to the handles, everyone crouches down with the parachute at their feet. As the leader counts "one, two..." do a couple of small practice lifts. On "three!" or maybe "mushroom!" everyone stands all the way up and lifts the parachute up as high as they can, making a poofy mushroom cap above their heads. Then, everyone lowers the parachute back down, creating a big gust of air.



POPCORN

Hang on to the parachute handles and have someone toss all 15 balls on top of the parachute. Flap your arms around to make the balls pop up and down like popcorn. One option is to divide everyone into two or more teams and assign a ball color to each team. Whichever team gets their popcorn balls off the parachute the fastest wins that round!




PARACHUTE TAG

Grab ahold of the parachute handles and lift the parachuteway up above your heads. Have a leader call out two players' names. They must run underneath the parachute to swap places as fast as they can, while the other players lower the parachute back down. Quick, or you'll get stuck!

8.125" x 5.75"

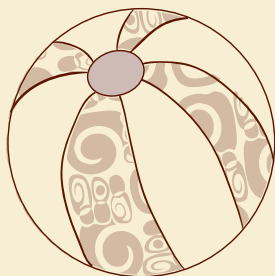
- Print in PMS4695 U ■ (SOY-BASED INKS)
- Print MONOTONE High Resolution picture as PMS4695 U
- Print on 128 g 100% Recycled Woodfree Paper
- Don't print dieline & PMS7500 U

Have a backyard blast with
your bounciest besties




TURTLE

In this game, the parachute is the shell of a giant turtle. Everyone stands underneath the parachute around the edge, facing out. Hold on to the handles in front of you. Everyone must work together to walk in the same direction to move around like one big, colorful turtle. Have a leader outside the parachute give directions, and throw in some obstacles to walk over or around for an added challenge.



BEACH BALL FUN

Blow up a beach ball and toss it on the parachute and then flap the parachute around to keep the beach ball from bouncing about. You can even split up into two teams on either side of the parachute and try to get the beach ball to bounce off the other team's side for a point. To add even another level, take turns sending one player under the parachute for a few seconds to try to knock the ball off their opponent's side!



MERRY-GO-ROUND

Stand sideways around the edge of the parachute and hold one handle with just one hand. Have everyone walk around and around, spinning the parachute like a merry-go-round. Try different types of walking — like hopping, jumping, skipping or even walking backwards!

Please remove all packaging materials before giving to children.



100% RECYCLED
WOOD-FREE PAPER
PRINTED WITH
SOY-BASED INKS

© 2019 Maison Battat Inc.
B. and Woo-Hue Parachute and Just B. Just You. B. You
are trademarks of Maison Battat Inc.

Manufactured for Maison Battat Inc.
8440 Darnley Road, Montreal, P.Q. H4T 1M4
Designed by Maison Battat Inc.
Consumer Information Line: 1-866-665-5524
Visit us at: www.mybtoys.com

8.125" x 5.75"