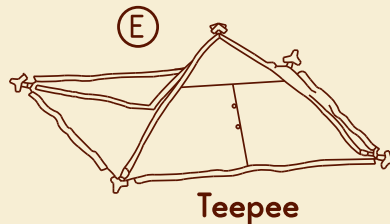




LIST OF PIECES



WARNING:
CHOKING HAZARD - Small Parts.
Not for children under 3 years.

CAUTION:
Adult assembly required. Keep plastic bags
out of children's reach during and after assembly.

STEP 1
Assemble poles.

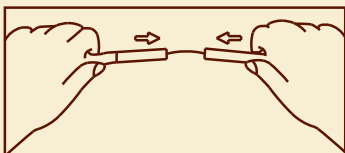
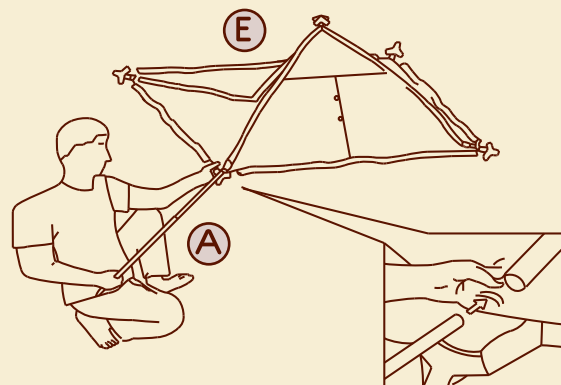


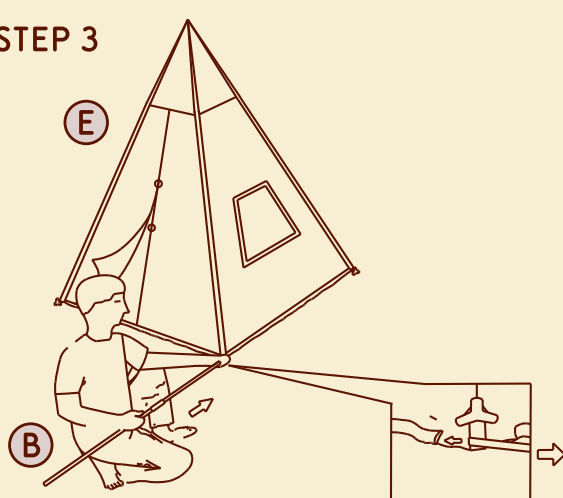
Diagram A: Long poles x 4

Diagram B: Short poles x 4

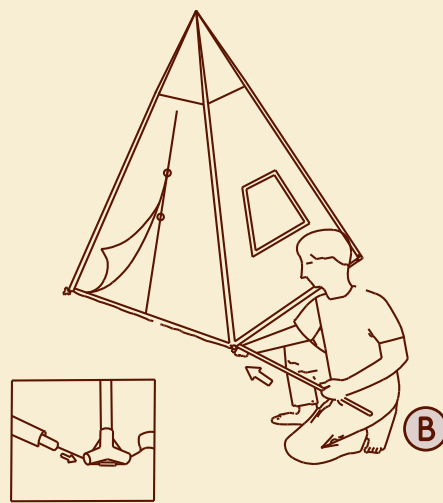
STEP 2
Unfold Teepee. Insert pole (A) through the pole sleeves to elevate the walls.



STEP 3

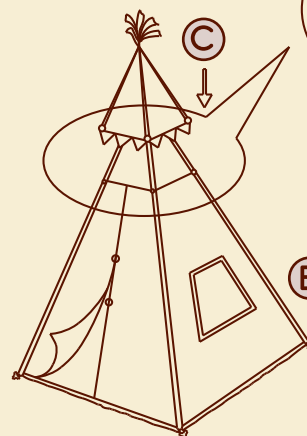


Insert poles (B) through the pole sleeves from the base.




Insert each pole into the plastic connectors found at each corner.

STEP 4



Place fabric top on roof (C) then fasten four buttons (E) to secure.

VOILA!



Hang the lamp from the loop inside the Teepee. Pull the string and watch the light show begin.



B.

B. Teepee™

3 YEARS +



After your Teepee, try a little LOL. Check out the hilarious B. quote gallery at mytoys.com. If you have questions, comments or want to name a star after us, call us (toll free).

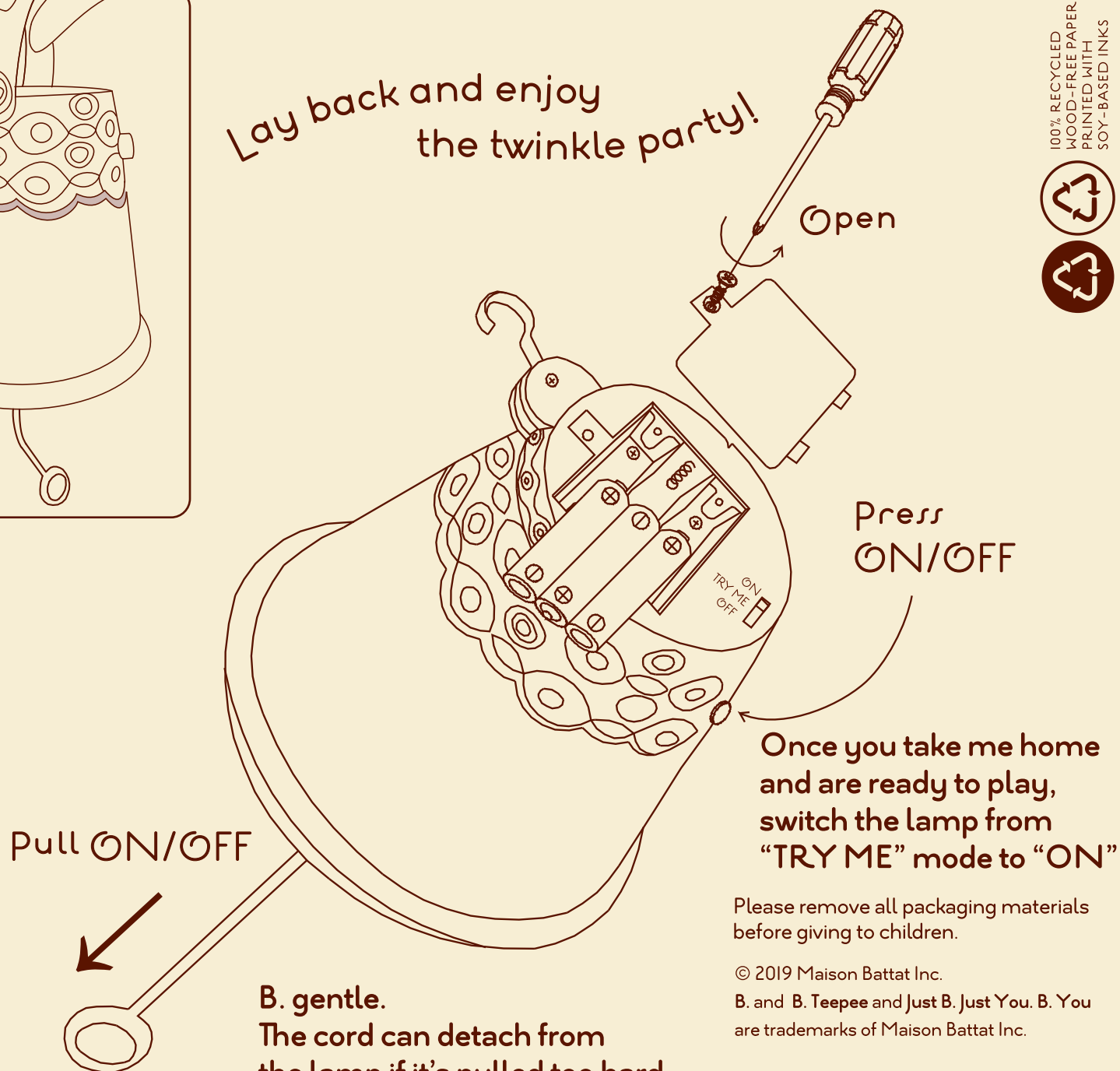
1-866-665-5524

REPLACING BATTERIES

3 AA (1.5V) BATTERIES INCLUDED

- Use alkaline batteries for longer play time.
- Do not mix old and new batteries.
- Do not mix alkaline, standard (carbon-zinc), or rechargeable batteries.
- Dead batteries? Check out earth911.com to quickly find the recycling center nearest you.

Lay back and enjoy the twinkle party!



B. gentle.
The cord can detach from the lamp if it's pulled too hard. But don't worry it can easily be snapped back on.

Please remove all packaging materials before giving to children.

© 2019 Maison Battat Inc.

B. and B. Teepee and Just B. Just You. B. You are trademarks of Maison Battat Inc.

Manufactured for Maison Battat Inc.
8440 Darnley Road, Montreal, P.Q. H4T 1M4
Designed by Maison Battat Inc.
Consumer Information Line: 1-866-665-5524

100% RECYCLED
WOOD-FREE PAPER
PRINTED WITH
SOY-BASED INKS

